

QSG MAC (english)

Scope of delivery

Start by making sure that the contents of the package are complete.

The DMX 6Fire USB package should contain the following items:

- 1 DMX 6Fire USB (the hardware)
- 1 network adapter
- 1 adapter (6.3 mm -> 3.5 mm, stereo)
- 1 adapter (6.3 mm -> 3.5 mm, mono)
- 1 USB cable (1.8 m)
- 1 installation CD (with detailed manual)
- 1 Quick Start Guide
- 1 customer service card
- 1 registration card with the serial number

Installation

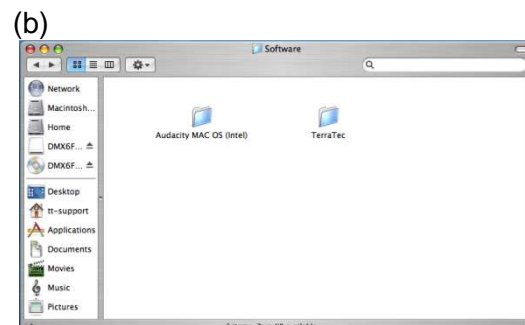
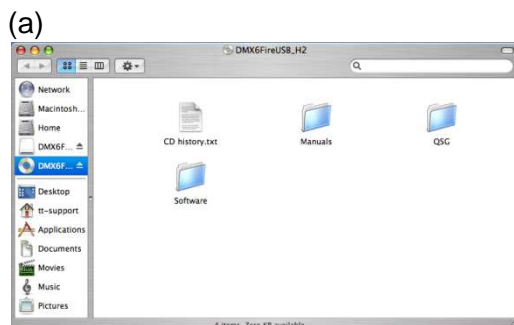
Only Intel-based Apple computers are supported.



1. Insert the CD provided and open it using the CD / DVD symbol on your desktop.

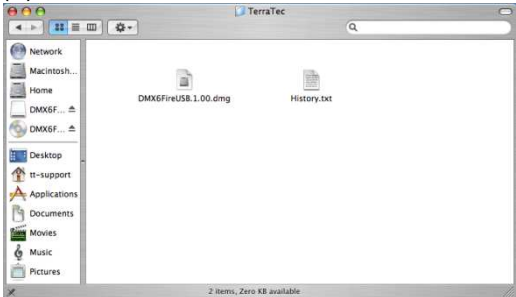


2. A window with 3 folders opens. Please open the Software (a) folder and the Terratec (b) folder, each with a double click.



3. This contains the installation file *.dmg (a). Open the file and double-click on the *.mpkg (b) file to start the installation. Please follow the instructions given by the installation wizard to complete the driver and software installation.

(a)



(b)



4. After the installation, the DMX 6Fire USB Control Panel is located in your applications folder.

